

2020-21 Preliminary Budget Information

Sandra Callahan, Chief Financial Officer

Priority Goals



- ★ **Safety, Security & Discipline**
- ★ **Academic Achievement**
- ★ **Facilities Improvement**
- ★ **Relationships & Broad-Based Support**

Budget Calendar



Jan-Feb	Budget Calendar Information
March 10	Preliminary Budget Presentation
Mar-Apr	Staffing Projections/Increase Packages
April 21	Preliminary Budget Presentation
May 14	Possible Budget Workshop
May 19	Proposed Budget Presentation
June 16	Public Hearing to Adopt 2020-21 Budget

Tax Rate **Adoption Calendar**



April 30	Preliminary Certified Values Received
July 25	Certified Values Received
TEA will determine tax rates for 2020-21	
August 18	Proposed Tax Rate Presented
September 15	Public Hearing to Adopt Tax Rate

Preliminary Budget Assumptions



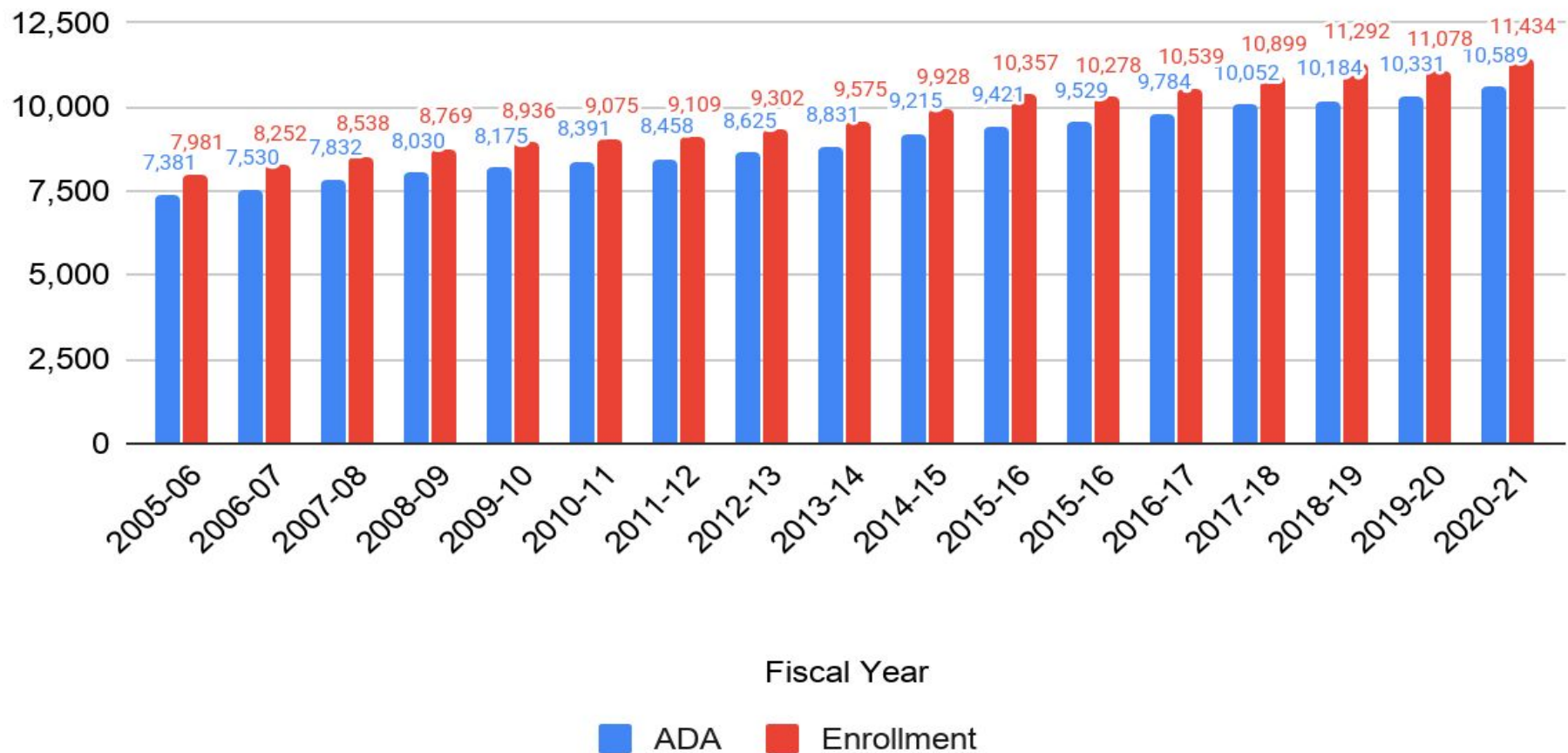
- **Estimated Enrollment 11,720**
- **Average Daily Attendance 10,589**
- **WADA 15,080**
- **Property Values Estimate 4,242,281,353**
- **Tax Rate M&O \$0.9226 or \$0.9326**
- **Tax Rate I&S (Debt Service) \$0.401**
- **Total Tax Rate \$1.3236 or \$1.3336**

Considerations

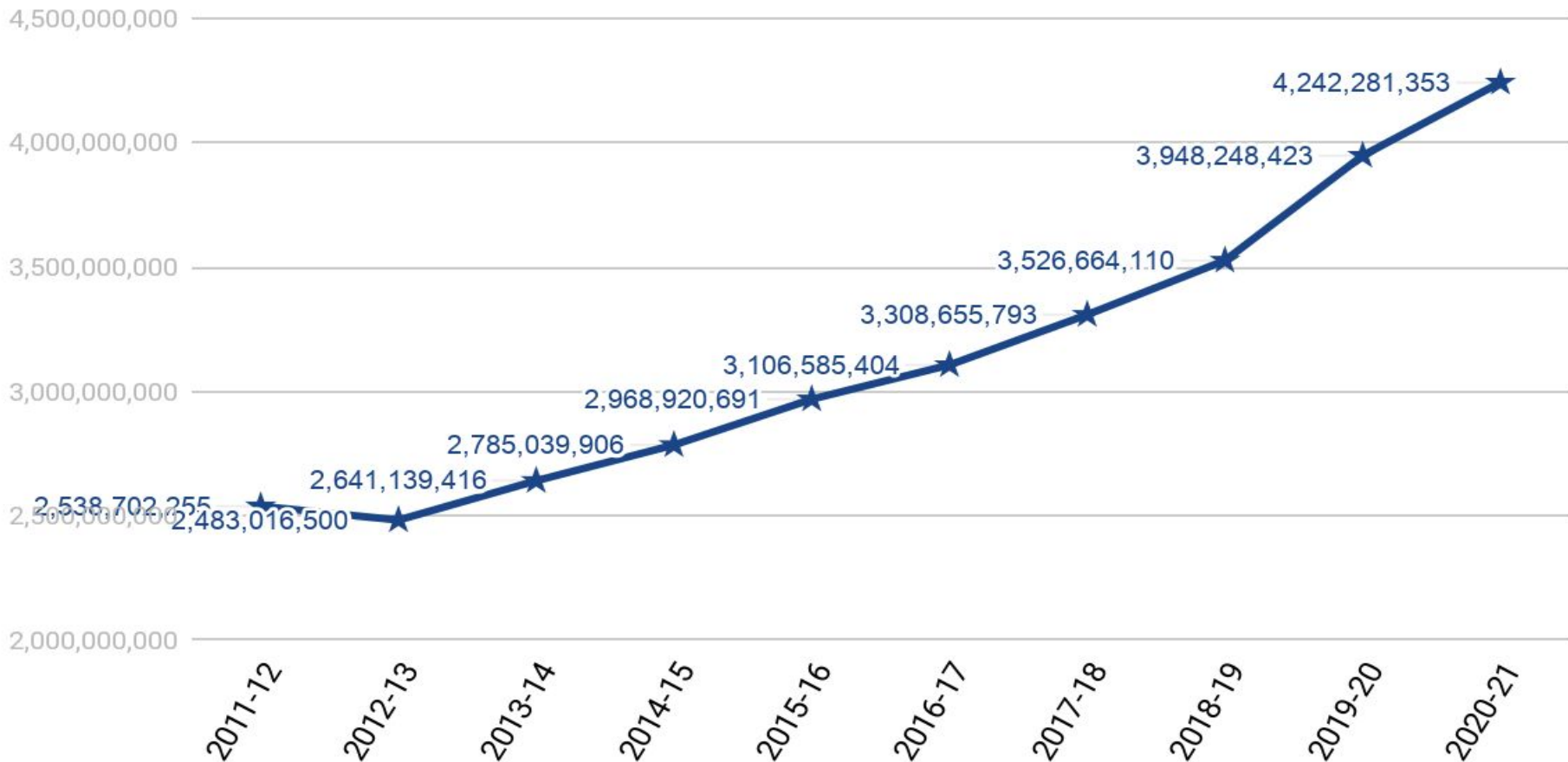


- ★ Full Day PK District-Wide
- ★ Enrollment Projections and Staffing Increases
 - Portables as needed
- ★ Salary Increases
- ★ Safety and Security
- ★ Immediate Facility Improvements
- ★ Transportation Contract

Average Daily Attendance and Enrollment History



Property Value History



Preliminary Tax Rate Information



4% Growth

- Property Values Estimate 4,085,159,822
- Tax Rate M&O \$0.9564 or \$0.9664
- Tax Rate I&S (Debt Service) \$0.401
- Total Tax Rate \$1.3574 or \$1.3674

8% Growth

- Property Values Estimate 4,242,281,353
- Tax Rate M&O \$0.9226 or \$0.9326
- Tax Rate I&S (Debt Service) \$0.401
- Total Tax Rate \$1.3236 or \$1.3336

New Rollback Rate & Allocation of Tax Rate



8% Growth 2020-21	2019-20	2020-21	2020-21 Add'l Golden Penny
Compressed Rate	\$0.93	\$0.8826	\$0.8826
Golden Pennies	\$0.04	\$0.04	\$0.05
M&O Tax Rate	\$0.97	\$0.9226	\$0.9326
I&S Rate	\$0.401	\$0.401	\$0.401
Total Tax Rate	1.371	\$1.3236	1.3336

Preliminary Revenue Estimates




Revenue	2019-20 as Amended	2020-21 Preliminary Estimate
Local & Intermediate Revenue	\$40,596,074	\$43,872,994
State Revenue Sources	60,247,710,	62,528,669
Federal Revenue Sources	1,315,385	1,315,385
Total Revenues	\$102,690,969	\$107,717,048

Budget Process



- **Monitor Enrollment and Attendance**
 - Calculate budget scenarios
- **Property Values**
 - Certified Preliminary Values - April 2020
- **Follow-up meetings with Principals and Departments**
- **Prioritize needs based on Priority Goals**



Thank You!

Any questions?